



ESTADO DE SITUACIÓN FINANCIERA COMPARATIVO
 (EXPRESADO EN PESOS COLOMBIANOS)
 AÑOS 2020 - 2019


NOTA	AÑOS		VARIACIÓN	
	2020	2019	ABSOLUTA	RELATIVA
1	1.886.200.773	1.913.042.292	-26.841.519	-1,40%
ACTIVOS				
ACTIVOS CORRIENTES				
11	371.596.285	473.590.223	-101.993.938	-21,54%
13 DEUDORES				
1301	376.655.743	523.606.918	-146.951.175	-28,07%
1308	315.216.195			
1314	25.769.000	16.629.241	9.139.759	54,96%
1316	854.082		854.082	
1319	498.819		498.819	
1320	-82.664.068	-48.149.600	-34.514.468	71,68%
TOTAL DEUDORES				
	636.329.771	492.086.559	144.243.212	29,31%
ACTIVOS CORRIENTES				
	1.007.926.056	965.676.782	42.249.274	4,38%
ACTIVOS NO CORRIENTES				
15 PROPIEDADES PLANTA Y EQUIPO				
1501	1.382.036.999	1.334.016.998	48.020.001	3,60%
1504	-511.350.042	-387.341.320	-124.008.722	32,02%
TOTAL PROPIEDAD PLANTA Y EQUIPO				
	870.686.957	946.675.678	-75.988.721	-8,03%
17 INTANGIBLES				
1701	17.784.301	689.832	17.094.469	2478,06%
1703	-10.196.541		-10.196.541	
TOTAL INTANGIBLES				
	7.587.760		7.587.760	
TOTAL ACTIVOS NO CORRIENTES				
	878.274.717	947.365.510	-69.090.793	-7,29%
2	461.673.670	676.445.783	-214.772.113	-31,75%
PASIVOS				
PASIVOS CORRIENTES				
21 PASIVOS FINANCIEROS				
2120	64.314.173	33.858.387	30.455.786	89,95%
2127		100.018.001	-100.018.001	-100,00%
2133	4.039.693	13.272.297	-9.232.604	-69,56%
TOTAL OBLIGACIONES FINANCIERAS				
	68.353.866	147.148.685	-78.794.819	-53,55%
22 IMPUESTOS GRAVAMENES Y TASAS				
2201	9.232.158	9.193.596	38.562	0,42%
2202	462.000	84.843.039	-84.381.039	-100,55%
2204	70.738	70.248	490	0,70%
TOTAL IMPUESTOS GRAVAMENES Y TASAS				
	9.764.896	94.106.883	-84.341.987	-89,62%
23 BENEFICIOS A EMPLEADOS				
2301	20.014.560	14.059.639	5.954.921	42,35%
TOTAL BENEFICIOS A EMPLEADOS				
	20.014.560	14.059.639	5.954.921	42,35%
TOTAL PASIVOS CORRIENTES				
	98.133.322	255.315.207	-157.181.885	-61,56%
PASIVO NO CORRIENTE				
2102	343.254.163	289.380.490	53.873.673	18,62%
2127		120.000.000	-120.000.000	-100,00%
2212	6.232.012	11.750.086	-5.518.074	-46,96%
2501	14.054.173		14.054.173	
TOTAL PASIVOS NO CORRIENTES				
	363.540.348	421.130.576	-57.590.228	-13,68%
3	1.424.527.103	1.236.596.509	187.930.594	15,20%
PATRIMONIO				
31 CAPITAL SOCIAL				
3101	120.000.000	20.000.000	100.000.000	500,00%
33 RESERVAS				
3301	10.000.000	10.000.000	0	0,00%
35 RESULTADOS DEL EJERCICIO				
3501	94.615.158	425.460.324	-330.845.166	-77,76%
3502	1.244.456.190	736.546.452	507.909.738	68,96%
3503	-44.544.245	44.589.733	-89.133.978	-199,90%
TOTAL PASIVO MAS PATRIMONIO				
	1.886.200.773	1.913.042.292	-26.841.519	-1,40%



 CARLOS JAIME ECHEVERRY CIRO
 REPRESENTANTE LEGAL
 CC. 7.557.977



 ANDREA ECHEVERRY CIRO
 CONTADORA
 TP 93328-T



 ROSA AMELIA PINEDA LOPEZ
 REVISORA FISCAL
 TP 46305-T